



## Edward Sectional

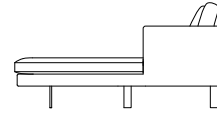
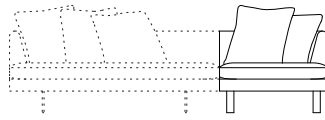


The Edward Sectional is an expansion of the successful Edward collection.

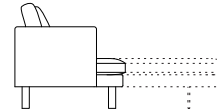
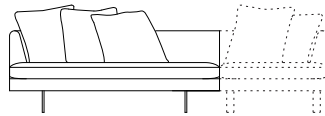
Keeping to the language of the Edward sofa, the large scale Sectional has an impressive presence while retaining the visual lightness and elegance of the Edward sofas. The single-arm section is available in two different lengths, while the chaise is available in one size resulting in equally beautiful proportions for each configuration.

The combination of a steel under-frame with European webbing, CNC cut foam, hand-buttoned seats, down back cushions, and expertly tailored covers result in a timeless design of outstanding quality.

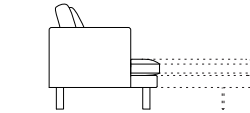
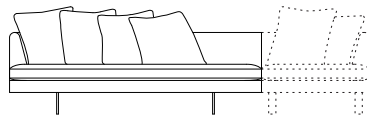




Edward Sectional Chaise L/R\* EDWCH L/R  
L 90cm D 175cm H 70cm / L 35½" D 69" H 27½"



Edward Sectional 2 seater L/R\* EDW17 L/R  
L 175cm D 90cm H 70cm / L 69" D 35½" H 27½"



Edward Sectional 3 Seater L/R\* EDW21 L/R\*  
L 210cm D 90cm H 70cm / L 82¾" D 35½" H 27½"

\* Please specify L for Left and R for Right to indicate Left or Right facing Chaise.



The Edward frame is constructed with a durable steel frame featuring an elastic webbing suspension system adapted from the automotive industry. CNC precision cut foam is used for the arms and back to give superior comfort and a tailored appearance.

The imported European seat and down back cushions have been carefully selected for durability, firmness and comfort. Seat cushions are made of CFC-free polyurethane, softened by a continuous Dacron wrap. Back cushions are baffled for even distribution of feathers and batting and to prevent shifting, thereby providing better lumbar support.

Legs are finished with a dark bronzatto finish, and are removable. All covers are attached by Velcro and are removable for easy cleaning or replacement. Note, buttons should only be removed and replaced by an experienced upholsterer.

The number of cushions included is indicated in our line drawings. Additional cushions can be ordered separately.

The Edward sectional is available with either a left or right facing chaise, and two different lengths of matching single arm seats. A specialized steel hanger-bracket allows the two sections to be tightly connected.

Edward can be made in either fabric or leather, or in fabric with a leather seat. Note, the combination leather and fabric version comes with the front edge "apron" of the frame in leather also, but can be specified in fabric if desired.